


---

## How to use Chew-WGA v0.9

Desktop; windows 7 wga exe file; Chew WGA; windows 7 wga file; chew-wga v0.9 crack.rar; Chew WGA V0 9 Rar; Wga.r'; Chew-WGA V0 9.rar; Chew WGA V0 9; Windows 7 WGA; Windows 7.rar; Windows 7 Chew Wga v0.9 Files; Windows 7 wga; Windows 7 Chew Wga V0 9 Rar; Windows 7 Chew Wga v0.9; Windows 7 Wga V0 9; Wga Windows 7 Crack; Windows 7 Wga V0 9 Rar Link; Windows 7 Chew Wga v0.9\_satisfactory\_download; Windows 7 Wga V0 9.rar WGA Windows 7 Crack.rar; Windows 7 WGA.rar. Chew-WGA v0.9.rar Chew-WGA v0.9\_Windows 7 Patch.rar Chew-WGA v0.9\_HDCCam Crack.rar Chew-WGA v0.9\_Aboutwga.exe Chew-WGA v0.9\_Aboutwga.exe\_7.rar Chew-WGA v0.9\_Microsoft-Goldwindows.rar Chew-WGA v0.9\_Microsoft Gold windows Crack.rar Chew-WGA v0.9\_About Chew WGA v0.9 Chew-WGA v0.9\_AboutWGA.exe Chew-WGA v0.9\_WGA Windows 7.rar Chew-WGA v0.9\_About Chew WGA v0.9 Chew-WGA v0.9\_Tool-WGA-Windows.rar Chew-WGA v0.9\_Tool-WGA-Windows.7.rar Chew-WGA v0.9.rar Wga Windows 7 Chew Wga V0 9 Rar Wga Windows 7 Chew Wga V0 9 Rar.exe Chew-WGA v0.9.rar Chew-WGA v0.9.rar\_7.rar Winwga - chew-wga v0.9.rar

---


# Chew-WGA v0.9.rar





File was found and ready to download!  
UPDATED 14 HOURS AGO




Fastest Source: [usenet.nl](#)

Click the **download button** and select one of the found **cloud sources**.

6.4  2865 VIEWS

[Download](#)   SECURE SCANNED

You need to [log in](#) before you can post comments.

 Navigation     Registration     FAQ

---

The Chew-WGA is activated on the first time, but Chew-WGA v0.9 is free, ready to use. Q: Failed to load container image error while docker image is working well I have installed docker and so many docker images are working well, but when I try to run below command it is giving me error. docker images docker-registry test1.docker.local/nginx:1.15 ERROR: Image not found or does not exist: debezium/debezium-mysql:1.0.5 Reference - Image names, as defined by the FROM instruction, must match the container's uid. The docker run command's --rm flag removes the container when the running container exits, and the uid may no longer be associated with the container. This means that an existing container must have been generated with a Dockerfile that comes from a Dockerfile from a docker-import repository that has already been cloned. Can someone please help me to debug this error. A: See docker-import: There are two ways to fix this: If you already created an image using this import, you can do docker run --rm -i --name=nginx1 test1.docker.local/nginx:1.15 Now you can delete this image: docker rmi nginx1 You can manually specify docker import to use a specific repository, as explained in github.com/docker/docker/pulls/18254. You can do docker pull nginx:1.15 which will get you nginx:1.15 from the repository you specified as tag. Q: How to scale image correctly in Firefox using CSS only I need to scale this image 300% (width and height) without using any javascript, just using CSS and HTML 5. CSS: div.playlist { background-image: url('images/playlist.jpg'); background-size: contain; } .container { ba244e880a

[Crysis 3 Update v1.3 INTERNAL PC RELOADED.rar](#)

[VPNhub Premium: Best FREE VPN Proxy v1.3.1 Cracked \[Latest\]](#)

[BMW Carsoft 6.5 SP1 Cracks.zip](#)

[solucionario mecanica de fluidos fox cuarta edicion](#)

[telecharger wilcom embroidery studio e2 394](#)

[Kendrick Lamar Good Kid Maad City Album Free Zip Download](#)

[Uefi Windows 7 Crack Loader](#)

[Sakurasou No Pet Na Kanojo Light Novel Download Pdf](#)

[Typing Master 2003 Free Download Full Versioninstmankl charxila](#)

[Keyclone V1.8g Serial Key Keygen](#)